







Saskatoon Bud and Fruit Developmental Stages

A guide and worksheet

Tracking the development of bud and fruiting stages is critical to making proper pesticide choices and the timing of applications. Make observations of your saskatoons frequently, as the developmental stages can progress quickly during periods of warm weather. Your participation in collecting vital field data is encouraged. Please record the dates on which you observe these stages on your farm and submit your information after harvest. See the last page for instructions how to send in your data.

<p>DORMANT</p>  <p>date _____</p>	<p>SILVER TIP</p>  <p>date _____</p>	<p>GREEN TIP</p>  <p>date _____</p>
<p>FULL GREEN</p>  <p>date _____</p>	<p>TIGHT CLUSTER</p>  <p>date _____</p>	<p>WHITE TIP</p>  <p>date _____</p>

TUBE or BALLOON



date _____

EARLY BLOOM



date _____

FULL BLOOM



date _____

PETAL FALL



date _____

EARLY GREEN FRUIT



date _____

LATE GREEN FRUIT



date _____

RED FRUIT



date _____

MATURE FRUIT



date _____

Please send completed form or simply report dates into an email to Duke Elsner:

elsner@msu

or mail to

520 W. Front St., Suite A
Traverse City, MI 49684

Location of your planting _____